


Sectionalism Vocabulary Annotation Activity

Handout B

Directions: Use the annotation guide to make notes on the passage below, focusing on key vocabulary.


Sectionalism grew strong in the United States before the Civil War. The North and South had different priorities. These differences led to conflicts and disagreements. The North was more industrial. Factories and cities were more common there. Slave labor had not been used in the North for decades. The South had a different economy based on agriculture. Many farms used slave labor to work the fields. Most people in the South wanted to keep slavery. They believed it was necessary for their economy. Many people, including the people of the North wanted to get rid of, or abolish, slavery in all of America. These abolitionists believed that slavery violated the liberty and natural rights of enslaved people. Sectionalism highlighted these regional differences. Each section of the country had its own goals. These differences made it hard to find common ground. They led to increased tension and conflict. The result was a divided nation with different visions. The Civil War eventually broke out. This showed how deep the divisions were.

Annotation Symbols




STAR

This should be a class vocabulary word.




CONNECTION

I'm making a connection to something I know or something we've learned in class. Make a note of what the connection is.




CIRCLE

This seems important. It is a key word of phrase.



QUESTION MARK

I don't understand. This word is unfamiliar or tricky.




CHECK MARK

I know this word! I've seen it before and I understand it.


mybri.org

Annotation Symbols




STAR

This should be a class vocabulary word.




CONNECTION

I'm making a connection to something I know or something we've learned in class. Make a note of what the connection is.




CIRCLE

This seems important. It is a key word of phrase.



QUESTION MARK

I don't understand. This word is unfamiliar or tricky.




CHECK MARK

I know this word! I've seen it before and I understand it.


mybri.org

Annotation Symbols




STAR

This should be a class vocabulary word.




CONNECTION

I'm making a connection to something I know or something we've learned in class. Make a note of what the connection is.




CIRCLE

This seems important. It is a key word of phrase.



QUESTION MARK

I don't understand. This word is unfamiliar or tricky.



CHECK MARK

I know this word! I've seen it before and I understand it.

mybri.org

Part 2: Vocabulary Identification

Directions: Use the annotations you made in the passage from Part 1 to create a list of the top 5 vocabulary words you think your class should learn.

1. _____
2. _____
3. _____
4. _____
5. _____