

# Newspaper Templates

## Handout L

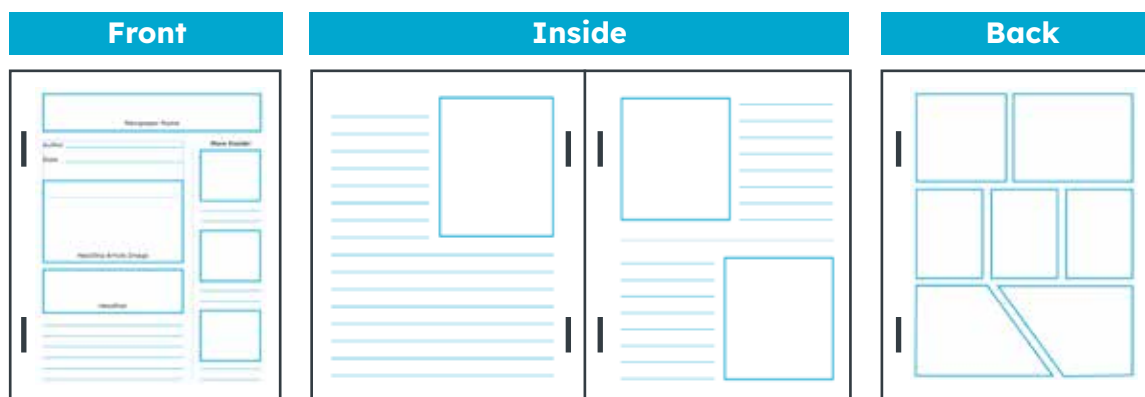
This handout set contains templates for newspaper article options students can choose to put in their own Newspaper about the Causes of the Civil War.

All students will start with the Headline Page. There are 4 article pages and 3 comic pages, for students to use as they create their newspapers.

Students should choose three articles from the following options and then use the templates to create their own newspaper:

- Advertisements
- An Interview with a Historical Figure
- Comic
- “Current” Event
- Opinion Article

The articles are glued onto the construction pages to make a 4-page “book.” Images are provided in the box below to illustrate how the newspaper comes together. The dark lines represent the paper and staples used to create the book.



Newspaper Name

Author \_\_\_\_\_

Date \_\_\_\_\_

Headline Article Image

Headline:

**More Inside!**

## Article 1

[illegible]

## Article 2



---

---

---

---

---

---

---

---

---

---

---

---

---

---

---

---

---

---



## Article 3

---

---

---

---


---

---

---

---

---



---

---

---

---

---

---

---





---

---

## Article 4

This image shows a vertical rectangular sheet of white paper. It features approximately 20 evenly spaced, thin, light blue horizontal lines running across its width. The lines are uniform in color and thickness, providing a guide for writing or drawing. There are no margins, text, or other markings on the page.


## Comic 1



## Comic 2

